



District Report Card: 2017


State: Jammu And Kashmir	District: Samba
Class: 3	Subject: Language
Schools: 61	Students: 457


Participation/Coverage


Students

<div>GENDER</div> <div></div>	Boys		Girls	
	Number	%	Number	%
	224	49.02	233	50.98

<div>AREA</div> <div></div>	Rural		Urban	
	Number	%	Number	%
	439	96.06	18	3.94

<div>CATEGORY</div> <div></div>	SC		ST		OBC		GEN	
	Number	%	Number	%	Number	%	Number	%
	244	53.39	67	14.66	56	12.25	90	19.69

<div>CWSN</div> <div></div>	LD	VI	HI	S&LD	ID	Oth
	0	0	0	3	1	1

<div>Management</div> <div></div>	Government		Government-aided	
	Number	%	Number	%
	457	100.00	0	0.00

Average Performance of Students in Language (%)

Overall	Gender		Area		Management		Social Group			
	Male	Female	Rural	Urban	Govt.	Aided	SC	ST	OBC	GEN
72.50	72.68	72.33	72.80	65.19	72.50	0.00	72.57	66.97	70.83	77.48

Performance on Learning Outcomes (LOs)

Learning Outcomes	Description	Average Performance(%)
L304	Reads small texts with comprehension i.e., identifies main ideas, details, sequence and draws conclusions	73.94
L312	Reads printed scripts on the classroom walls: poems, posters, charts etc.	69.63

Range of Performance of Students who Answered Correctly							
Below 30%		30% - 50%		50% - 75%		Above 75%	
Number	%	Number	%	Number	%	Number	%
25	5.47	57	12.47	135	29.54	240	52.52

Lowest Performing Learning Outcomes (LOs)

1 - Reads printed scripts on the classroom walls: poems, posters, charts etc. (69.63)

2 - Reads small texts with comprehension i.e., identifies main ideas, details, sequence and draws conclusions (73.94)